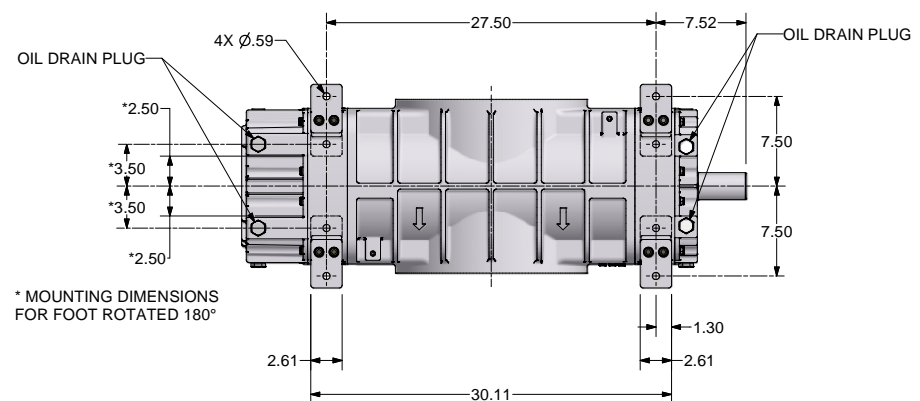
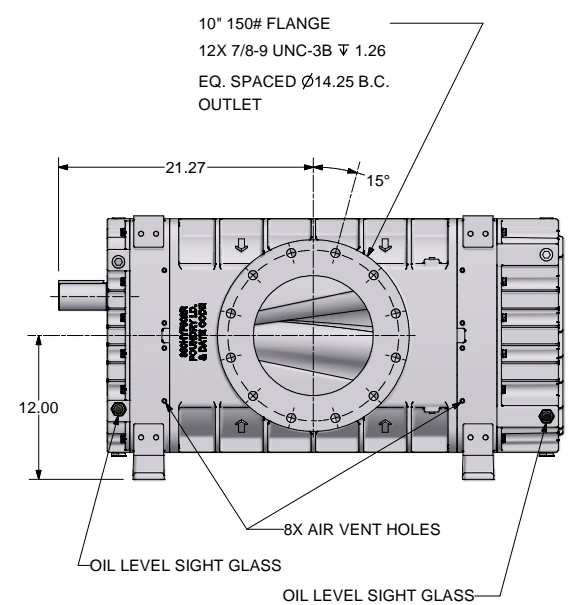
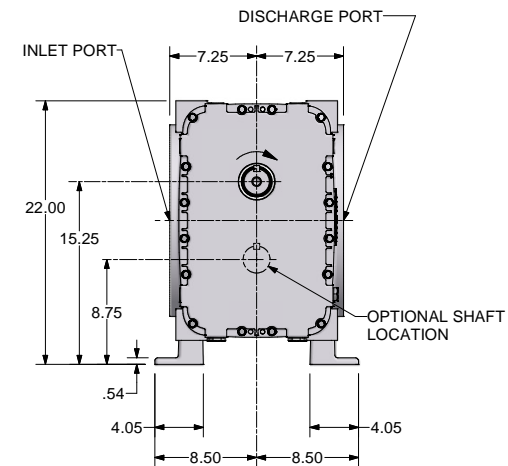
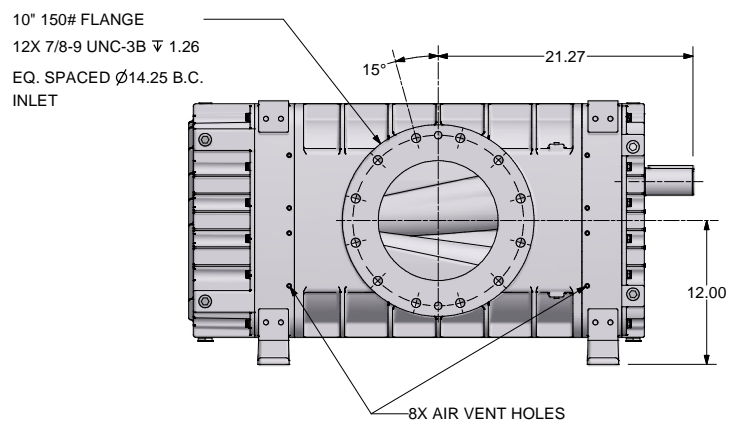
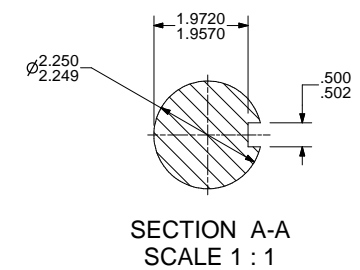
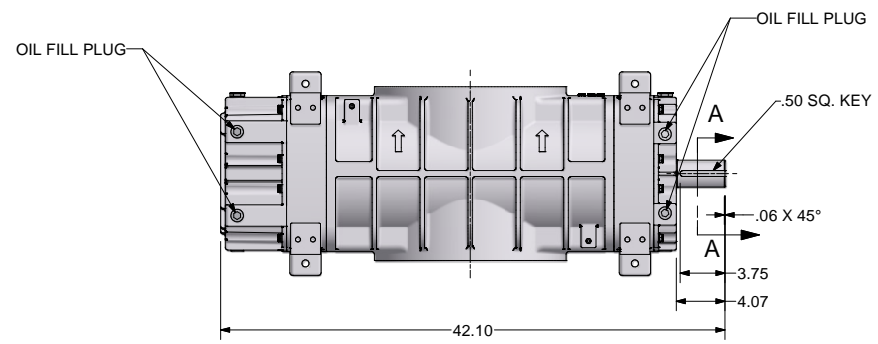
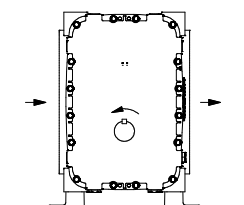
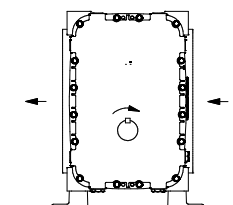
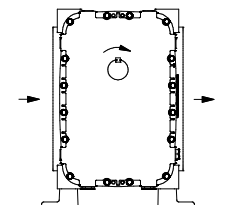
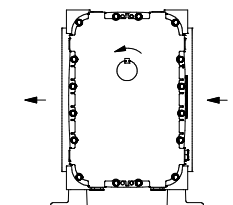


1		2		1	
REVISION HISTORY					
ZONE	REV	DESCRIPTION	DATE	DWN	CHK
	A	RELEASED PER ECN 1037999			

GDHF-DIM-624V  
DATE-10/01/07



\* MOUNTING DIMENSIONS  
FOR FOOT ROTATED 180°



FINISH OF CHAMFERS AND FILLETS TO CONFORM TO DIMENSIONS ARE IN INCHES TOL. ON DECIMALS: .X = ± .05 TOL. ON DECIMALS: .XX = ± .02 TOL. ON DECIMALS: .XXX = ± .01 TOL. ON ANGLES: ± 0° 30'		CONFIDENTIAL: THE INFORMATION CONTAINED IN THIS DOCUMENT IS THE PROPERTY OF GARDNER DENVER, INC. IT IS NOT TO BE REPRODUCED OR DISCLOSED TO ANY OTHER PARTY WITHOUT THE WRITTEN PERMISSION OF GARDNER DENVER, INC. UNAUTHORIZED REPRODUCTION OR USE OF THE INFORMATION IS PROHIBITED. THIS DOCUMENT IS TO BE RETURNED TO GARDNER DENVER, INC. UPON THE COMPLETION OF THE PURPOSE FOR WHICH IT IS LOANED OR UPON REQUEST.	
DIMENSIONING AND TOLERANCING PER ASME Y14.5M-1994 THREADS PER ASME B1.1 GAGING SYSTEM (1) L.O.D. AND B1.20.1 & B1.20.3		HEAT TREATMENT ENG. REF:	
UNLESS OTHERWISE SPECIFIED DIMENSIONS ARE IN INCHES TOL. ON DECIMALS: .X = ± .05 TOL. ON DECIMALS: .XX = ± .02 TOL. ON DECIMALS: .XXX = ± .01 TOL. ON ANGLES: ± 0° 30'		TITLE OUTLINE-BARE UNIT	
THIRD ANGLE PROJECTION		304HYF800	
DWN BY: RRB 10/8/2007 CDD BY: RNS 10/8/2007		SHEET 1 OF 1	