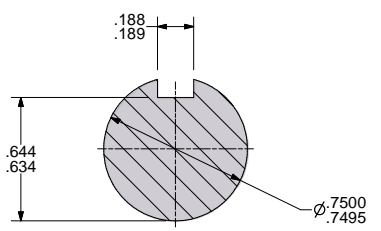
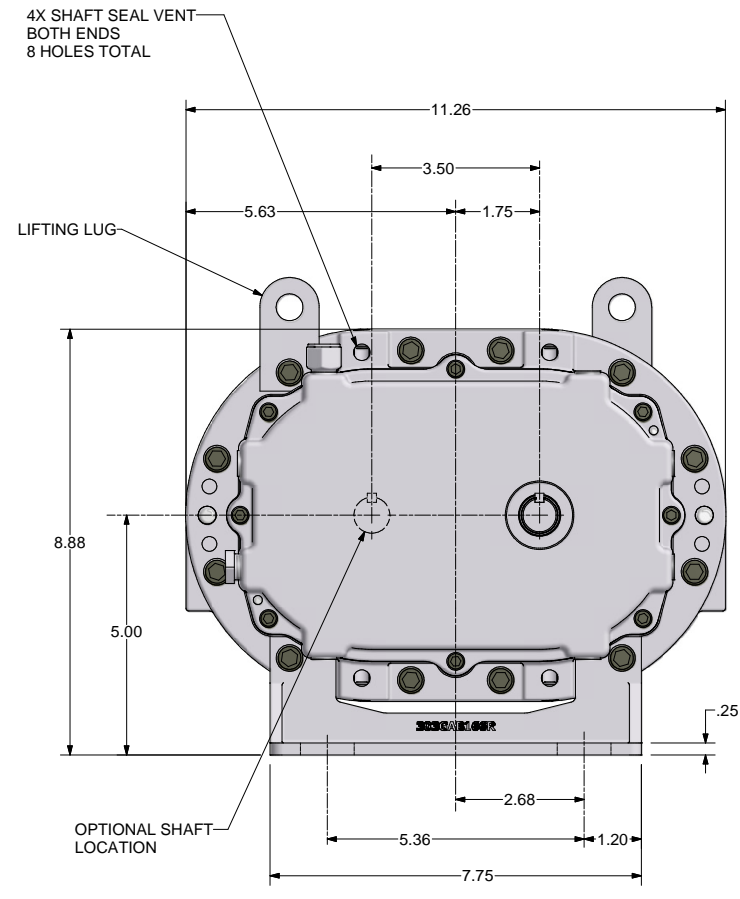
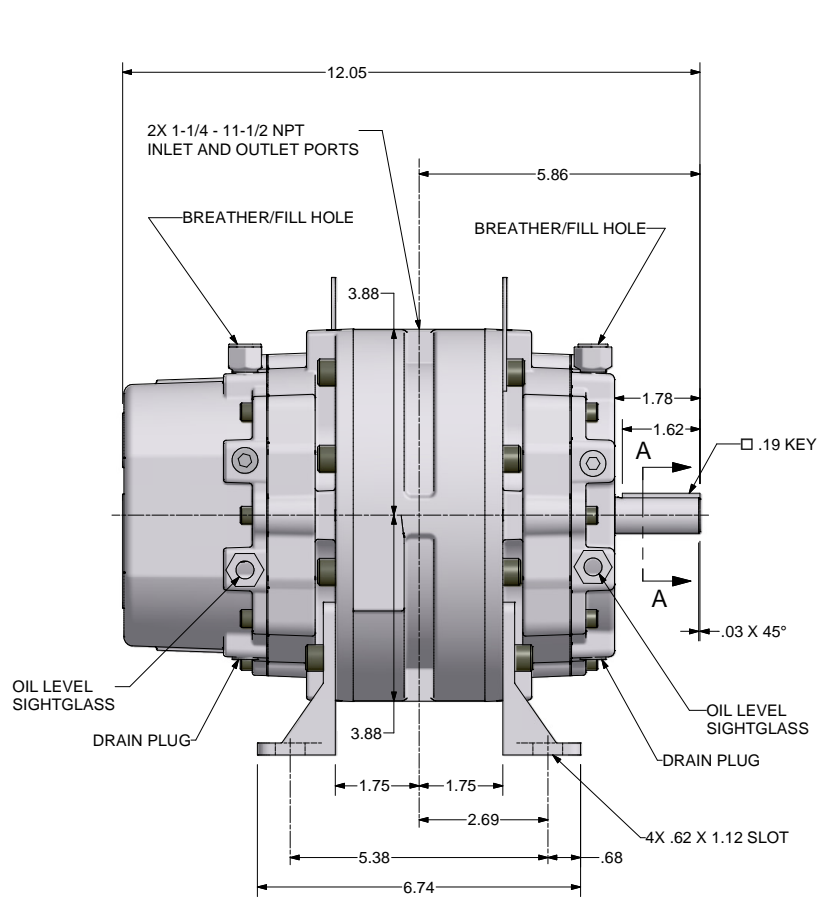


REVISION HISTORY		DATE	DWN	CHK
ZONE	REV	DESCRIPTION		
	A	RELEASED PER ECN 1045640		



SECTION A-A
SCALE 4 : 1

ALL ROTATIONS AND PORT LOCATIONS WHEN FACING SHAFT END

CONSTRUCTION	ROTATION	DISCHARGE PORT
HORIZONTAL RIGHT	CLOCK WISE (CW)	BOTTOM SIDE
	COUNTERCLOCKWISE (CCW)	TOP SIDE
HORIZONTAL LEFT	CLOCKWISE (CW)	TOP SIDE
	COUNTERCLOCKWISE (CCW)	BOTTOM SIDE

UNLESS OTHERWISE SPECIFIED DIMENSIONS ARE IN INCHES
TOL. ON DECIMALS: X = ± .05
TOL. ON DECIMALS: XX = ± .02
TOL. ON DECIMALS: XXX = ± .01 AS SPECIFIED
TOL. ON ANGLES: ± 0°-30'

FINISH OF CHAMBERS AND FILLETS TO CONFORM TO ROUGHEST ADJACENT AREA
SURFACE ROUGHNESS MAXIMUM PER ASME B46.1
FULL THREADS ON THE MINIMUM

CONFIDENTIAL - THE INFORMATION CONTAINED IN THIS DOCUMENT IS THE PROPERTY OF GARDNER DENVER, INC. IT IS NOT FOR PUBLIC DISCLOSURE. POSSESSION OF THE INFORMATION DOES NOT CONVEY ANY RIGHT TO LOAN, REPRODUCE OR DISCLOSE THE INFORMATION. UNAUTHORIZED REPRODUCTION OR USE OF THE INFORMATION IS PROHIBITED. THIS DOCUMENT IS TO BE RETURNED TO GARDNER DENVER, INC. UPON THE COMPLETION OF THE PURPOSE FOR WHICH IT IS LOANED OR UPON REQUEST.

DIMENSIONING AND TOLERANCING PER ASME Y14.5M-1994
THREADS PER ASME B1.1 GAGING SYSTEM (1) 1.0 D. 11. ANSI B1.203 & B1.203.3

Gardner Denver Inc.
Quincy, IL

HEAT TREATMENT
SHR

ENG. REF:
314GAB800

THIRD ANGLE PROJECTION

DWN BY: RRB 4/17/2009
E WSC
C/D BY: RNS 4/17/2009

314GAB800
1 of 1