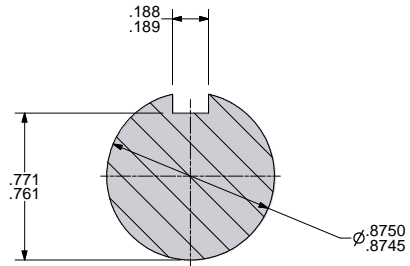
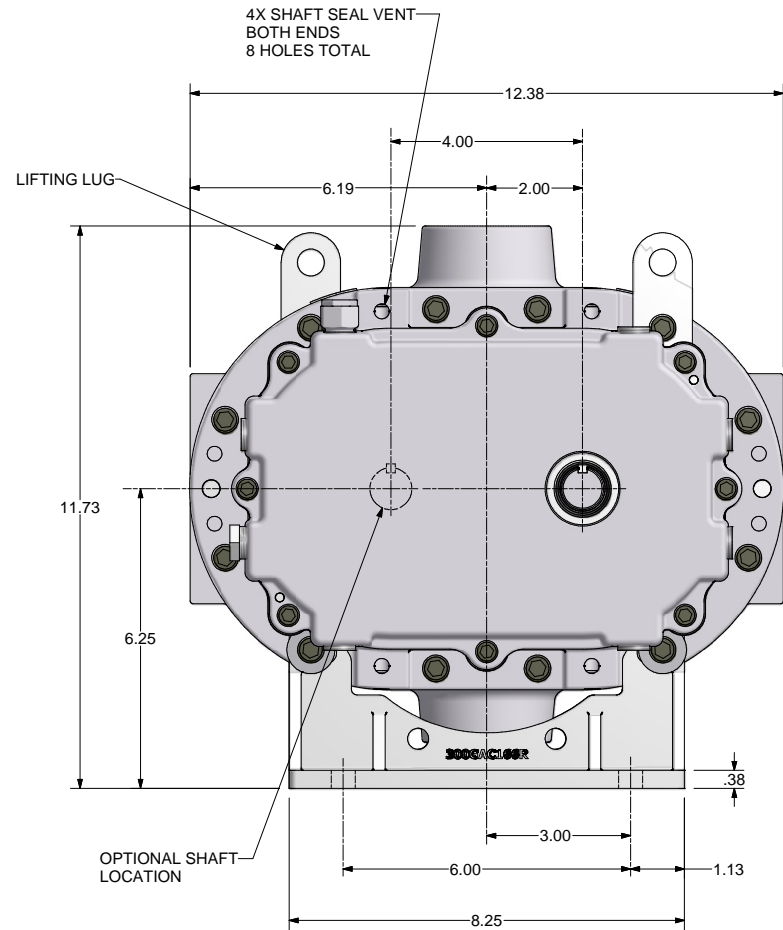
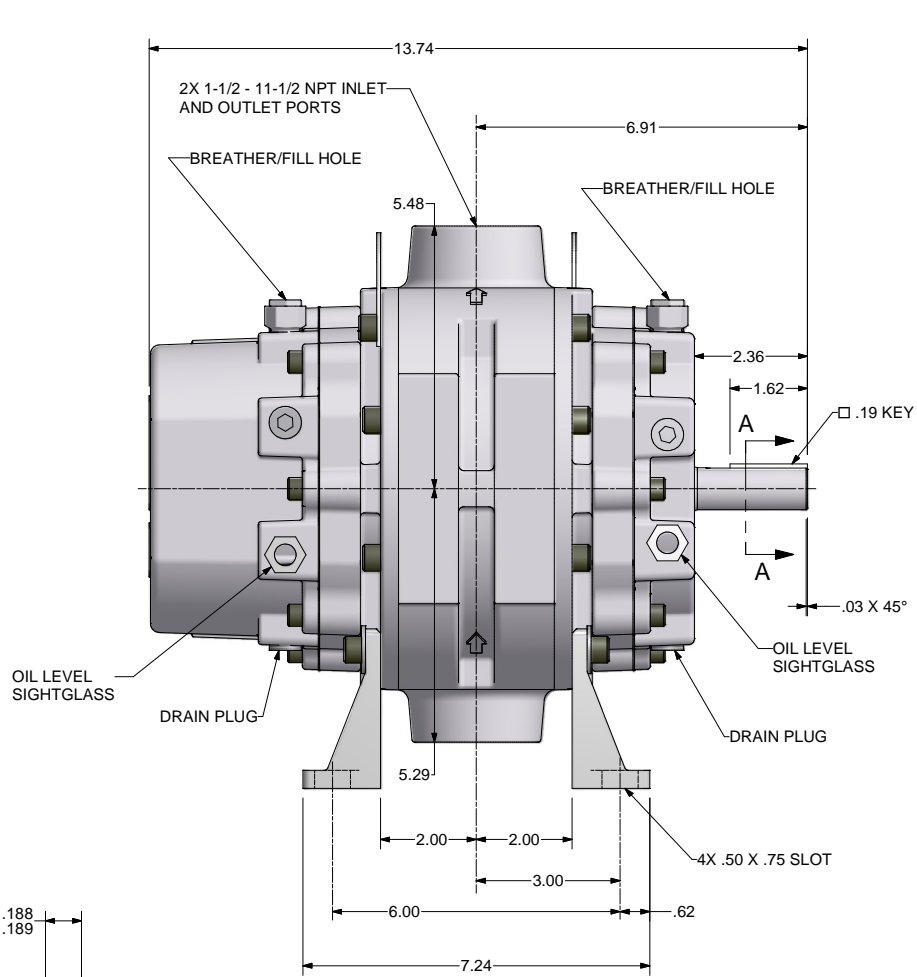


REVISION HISTORY		DATE	DWN	CHK
ZONE	REV	DESCRIPTION		
	A	RELEASED PER ECN 1048371		



SECTION A-A
SCALE 4 : 1

THE "Q" SERIES IS DISCHARGE TIMED. THE ARROWS ON THE CYLINDER INDICATE DIRECTION OF FLOW AND POINT TOWARDS THE DISCHARGE PORT. PORT AND SHAFT LOCATIONS AND ALL ROTATIONS ARE DETERMINED WHEN FACING SHAFT END.

HORIZONTAL RIGHT, TOP DISCHARGE IS SHOWN.

CONSTRUCTION	ROTATION	DISCHARGE PORT
HORIZONTAL RIGHT	CLOCK WISE (CW)	BOTTOM SIDE
	COUNTERCLOCKWISE (CCW)	TOP SIDE
HORIZONTAL LEFT	CLOCKWISE (CW)	TOP SIDE
	COUNTERCLOCKWISE (CCW)	BOTTOM SIDE

UNLESS OTHERWISE SPECIFIED DIMENSIONS ARE IN INCHES
TOL. ON DECIMALS: X = ± .05
TOL. ON DECIMALS: XX = ± .02
TOL. ON DECIMALS: XXX = ± .01 AS SPECIFIED
TOL. ON ANGLES: ± 0°-30'

FINISH OF CHAMBERS AND FILLETS TO CONFORM TO ROUGHEST ADJACENT AREA. SURFACE ROUGHNESS MAXIMUM PER ASME B46.1. FULL THREADS TO THE MINIMUM.

CONFIDENTIAL - THE INFORMATION CONTAINED IN THIS DOCUMENT IS THE PROPERTY OF GARDNER DENVER, INC. IT IS NOT FOR PUBLIC DISCLOSURE. POSSESSION OF THE INFORMATION IS NOT CONFERRED BY THIS DOCUMENT. UNAUTHORIZED REPRODUCTION OR USE OF THE INFORMATION IS PROHIBITED. THIS DOCUMENT IS TO BE RETURNED TO GARDNER DENVER, INC. UPON THE COMPLETION OF THE PURPOSE FOR WHICH IT IS LOANED OR UPON REQUEST.

DIMENSIONING AND TOLERANCING PER ASME Y14.5-2009
THREADS PER ASME B1.1 GAUGING SYSTEM F1 (1.0) IN. ANSI B1.203 & B1.203.3

Gardner Denver Inc. TITLE: OUTLINE-BARE UNIT
Quincy, IL. 4HRG LEGEND DSL

DWN BY: RSB 10/14/2009 E WSC 328GAC800
CVD BY: RNS 10/14/2009 FULL 1 of 1