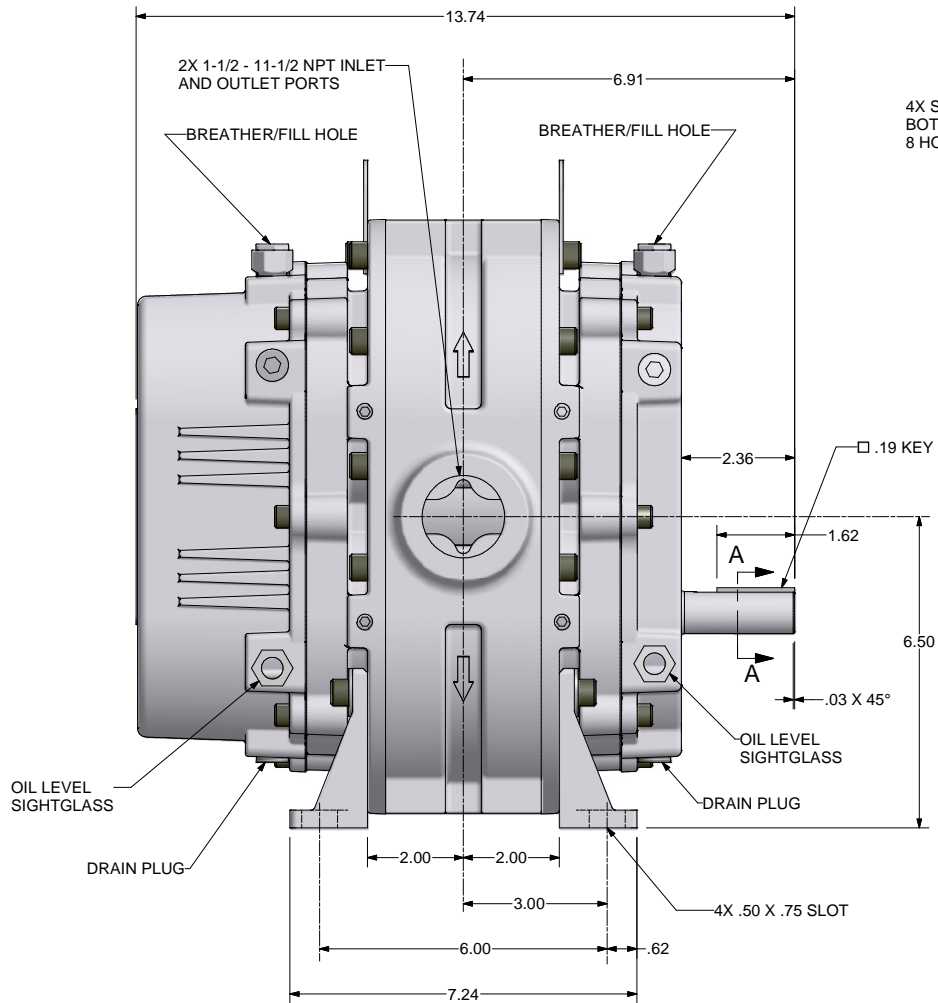
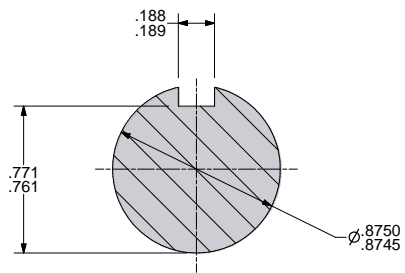
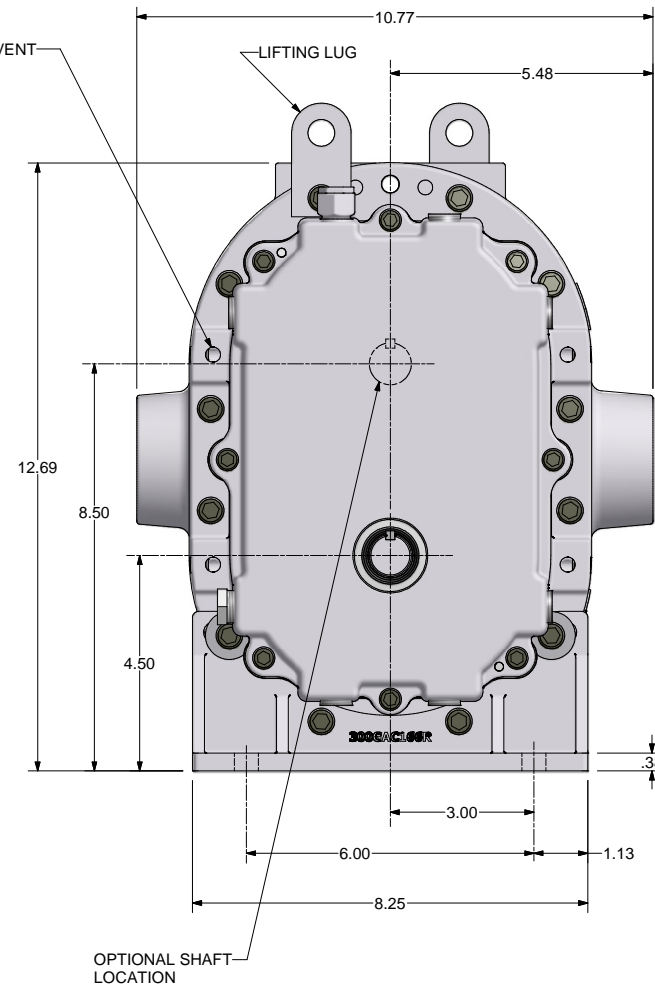


REVISION HISTORY		DATE	DWN	CHK
ZONE	REV	DESCRIPTION		
	A	RELEASED PER ECN 1048371		



4X SHAFT SEAL VENT  
BOTH ENDS  
8 HOLES TOTAL



SECTION A-A  
SCALE 4 : 1

THE "Q" SERIES IS DISCHARGE TIMED. THE ARROWS ON THE CYLINDER INDICATE DIRECTION OF FLOW AND POINT TOWARDS THE DISCHARGE PORT. PORT AND SHAFT LOCATIONS AND ALL ROTATIONS ARE DETERMINED WHEN FACING SHAFT END.

VERTICAL BOTTOM, RIGHT DISCHARGE IS SHOWN.

CONSTRUCTION	ROTATION	DISCHARGE PORT
VERTICAL BOTTOM	CLOCK WISE (CW)	LEFT SIDE
	COUNTERCLOCKWISE (CCW)	RIGHT SIDE
VERTICAL TOP	CLOCKWISE (CW)	RIGHT SIDE
	COUNTERCLOCKWISE (CCW)	LEFT SIDE

UNLESS OTHERWISE SPECIFIED DIMENSIONS ARE IN INCHES  
TOL. ON DECIMALS: X = ± .05  
TOL. ON DECIMALS: XX = ± .02  
TOL. ON DECIMALS: XXX = ± .01 AS SPECIFIED  
TOL. ON ANGLES: ± 0° 30'

FINISH OF CHAMFERS AND FILLETS TO CONFORM TO DIMENSIONS AND TOLERANCING PER ASME Y14.5-2009  
THREADS PER ASME B1.1 GAUGING SYSTEM F1 (1.0 D. IN.) ANSI B1.203 & B1.203.3

CONFIDENTIAL - THE INFORMATION CONTAINED IN THIS DOCUMENT IS THE PROPERTY OF GARDNER DENVER, INC. IT IS NOT FOR PUBLIC DISCLOSURE. POSSESSION OF THE INFORMATION DOES NOT CONVEY ANY RIGHT TO LOAN, REPRODUCE, DISCLOSE THE INFORMATION, UNAUTHORIZED REPRODUCTION OR USE OF THE INFORMATION IS PROHIBITED. THIS DOCUMENT IS TO BE RETURNED TO GARDNER DENVER, INC. UPON THE COMPLETION OF THE PURPOSE FOR WHICH IT IS LOANED OR UPON REQUEST.

Gardner Denver Inc.  
Quincy, IL

DATE: 10/14/2009  
DWG BY: RNS  
CVD BY: RNS

HEAT TREATMENT  
4HWRQ LEGEND DSL

ENG. REF:  
329GAC800

THIRD ANGLE PROJECTION