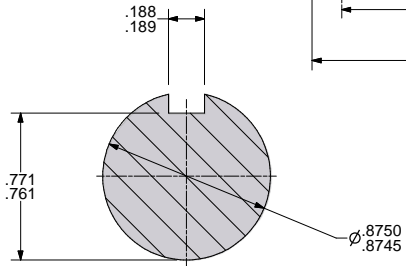
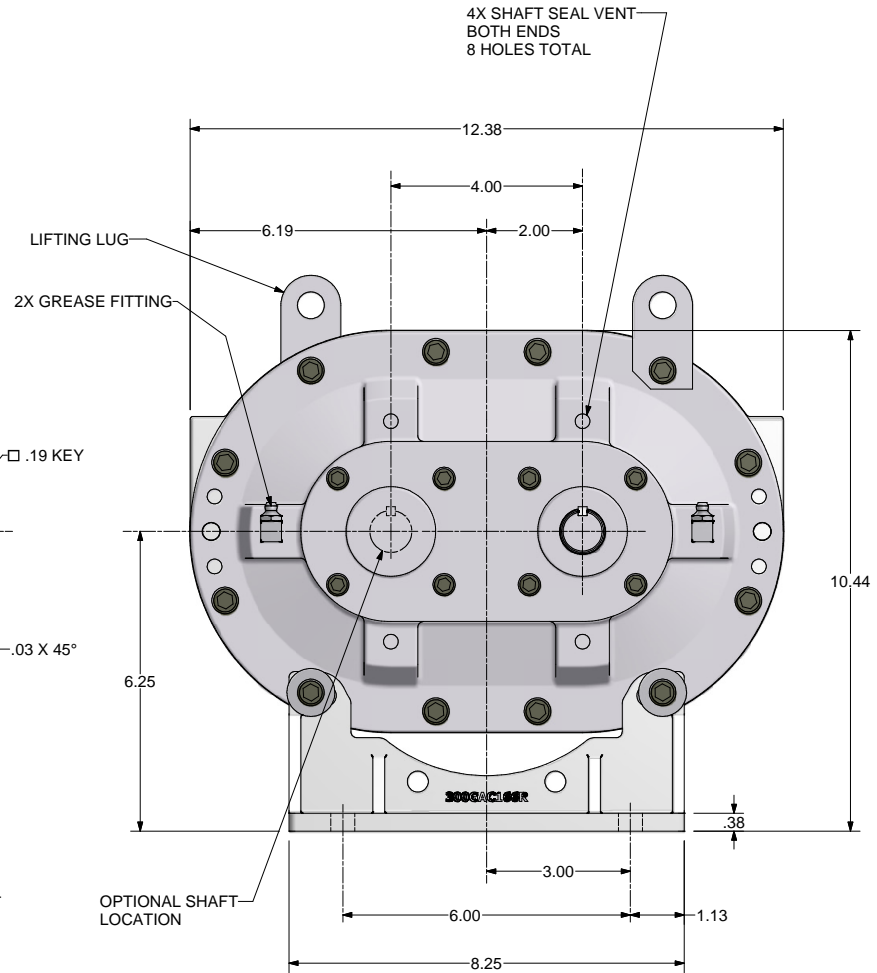
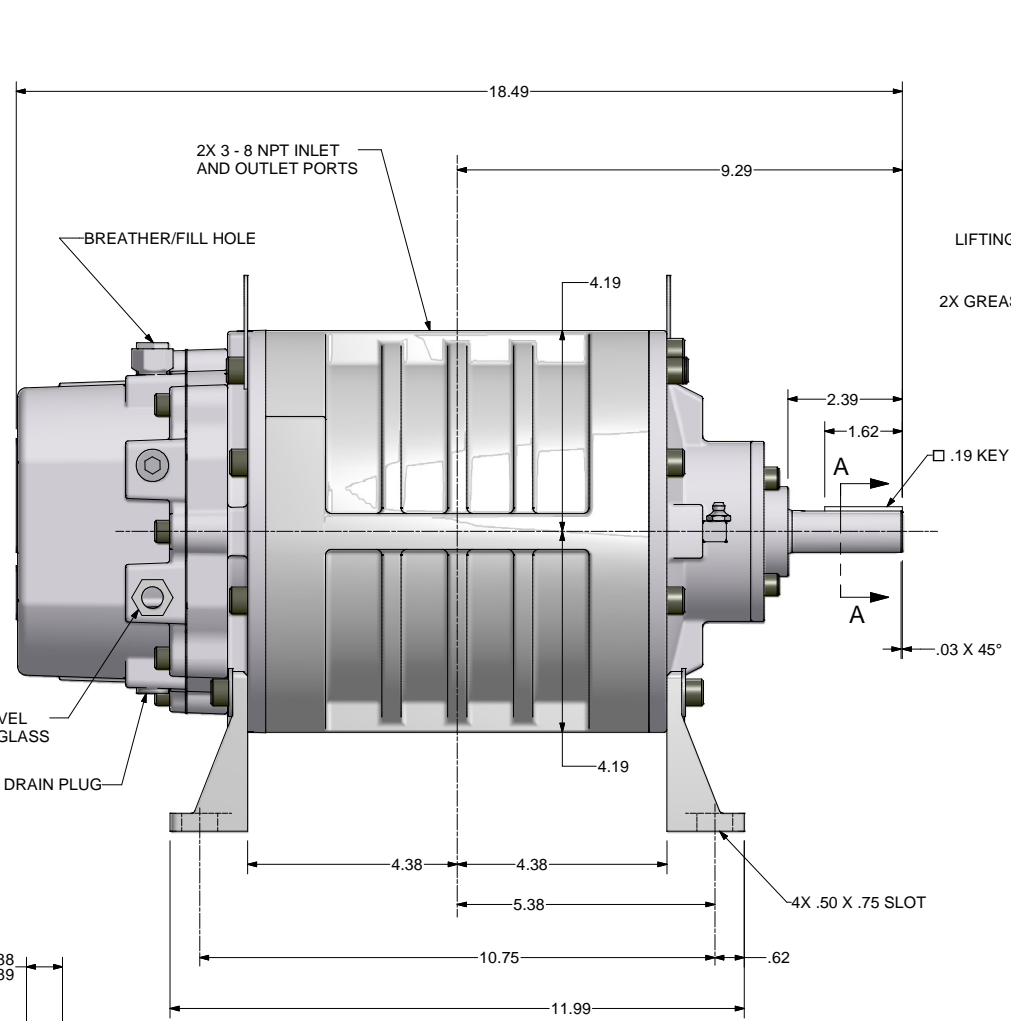


ZONE		REV	DESCRIPTION	DATE	DWN	CHK
		A	RELEASED PER ECN 1042555			



SECTION A-A
SCALE 4 : 1

ALL ROTATIONS AND PORT LOCATIONS WHEN FACING SHAFT END

CONSTRUCTION	ROTATION	DISCHARGE PORT
HORIZONTAL RIGHT	CLOCK WISE (CW)	BOTTOM SIDE
	COUNTERCLOCKWISE (CCW)	TOP SIDE
HORIZONTAL LEFT	CLOCKWISE (CW)	TOP SIDE
	COUNTERCLOCKWISE (CCW)	BOTTOM SIDE

FINISH OF CHAMBERS AND FILLETS TO CONFORM TO DIMENSIONS ARE IN INCHES
SURFACE ROUGHNESS MAXIMUM PER ASME B46.1
FULL THREADS OF THE ARE MINIMUM

UNLESS OTHERWISE SPECIFIED
TOL. ON DECIMALS: .X = ± .05
TOL. ON DECIMALS: .XX = ± .02
TOL. ON DECIMALS: .XXX = ± .01 AS SPECIFIED
TOL. ON ANGLES: ± 0°-30'

THIRD ANGLE PROJECTION

CONFIDENTIAL - THE INFORMATION CONTAINED IN THIS DOCUMENT IS THE PROPERTY OF GARDNER DENVER, INC. IT IS NOT FOR PUBLIC DISCLOSURE. POSSESSION OF THE INFORMATION DOES NOT CONVEY ANY RIGHT TO LOAN, REPRODUCE, OR DISCLOSE THE INFORMATION. UNAUTHORIZED REPRODUCTION OR USE OF THE INFORMATION IS PROHIBITED. THIS DOCUMENT IS TO BE RETURNED TO GARDNER DENVER, INC. UPON THE COMPLETION OF THE PURPOSE FOR WHICH IT IS LOANED OR UPON REQUEST.

DIMENSIONING AND TOLERANCING PER ASME Y14.5M-1994
THREADS PER ASME B1.1 GAGING SYSTEM Y14.5M-94 ANSI B1.203 & B1.203.3

Gardner Denver Inc. TITLE: OUTLINE-BARE UNIT
Quincy, IL 4LR LEGEND GRS-SPL

DWN BY: RSB 11/20/2008 E WSC 324GAC800
C/D BY: RNS 11/20/2008 FULL 1 of 1