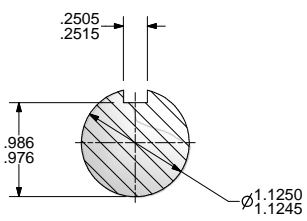
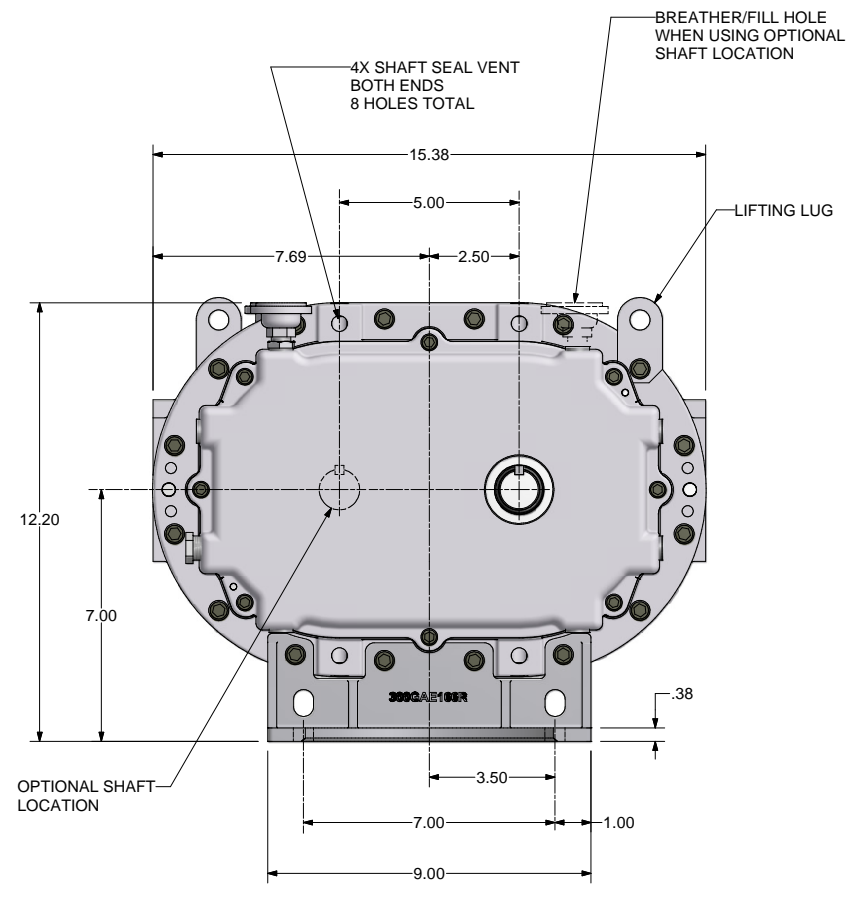
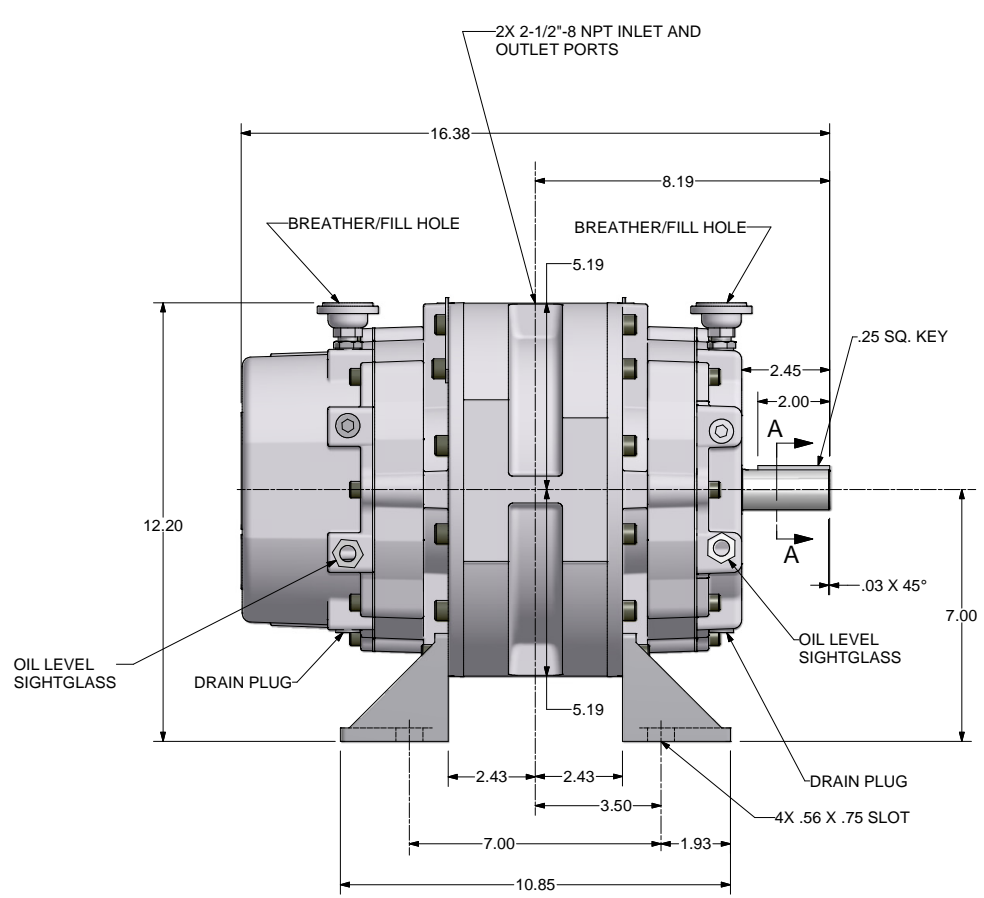


REVISION HISTORY		DATE	DWN	CHK
ZONE	REV	DESCRIPTION		
	A	RELEASED PER ECN 1040966		



SECTION A-A
SCALE 2 : 1

ALL ROTATIONS AND PORT LOCATIONS WHEN FACING SHAFT END

CONSTRUCTION	ROTATION	DISCHARGE PORT
HORIZONTAL RIGHT	CLOCK WISE (CW)	BOTTOM SIDE
	COUNTERCLOCKWISE (CCW)	TOP SIDE
HORIZONTAL LEFT	CLOCKWISE (CW)	TOP SIDE
	COUNTERCLOCKWISE (CCW)	BOTTOM SIDE

UNLESS OTHERWISE SPECIFIED DIMENSIONS ARE IN INCHES
 TOL. ON DECIMALS: X = ± .05
 TOL. ON DECIMALS: XX = ± .02
 TOL. ON DECIMALS: XXX = ± .01 AS SPECIFIED
 TOL. ON ANGLES: ± 0°-30'

FINISH OF CHAMBERS AND FILLETS TO CONFORM TO DIMENSIONS AND TOLERANCING PER ASME Y14.2M-1994
 SURFACE ROUGHNESS MAXIMUM PER ASME B46.1. FULL THREADS TO THE MINIMUM.

CONFIDENTIAL - THE INFORMATION CONTAINED IN THIS DOCUMENT IS THE PROPERTY OF GARDNER DENVER, INC. IT IS NOT FOR PUBLIC DISCLOSURE. POSSESSION OF THE INFORMATION DOES NOT CONVEY ANY RIGHT TO CLAIM, SELL, OR DISCLOSE THE INFORMATION. UNAUTHORIZED REPRODUCTION OR USE OF THE INFORMATION IS PROHIBITED. THIS DOCUMENT IS TO BE RETURNED TO GARDNER DENVER, INC. UPON THE COMPLETION OF THE PURPOSE FOR WHICH IT IS LOANED OR UPON REQUEST.

THIRD ANGLE PROJECTION

Gardner Denver Inc. Quincy, IL
 DWN BY: RRB 5/15/2008
 CTD BY: RNS 5/15/2008

HEAT TREATMENT
 TITLE: OUTLINE-BARE UNIT
 SHR LEGEND DSL
 WSC
 318GAE800
 3/4
 1 of 1