



# Multistage Centrifugal Blower 1260 Series

Hoffman and Lamson present state-of-the-art technology in Multistage Centrifugal Blowers. This model offers a wide range of design features and incorporates energy efficiency improvements, complying with the strictest operational requirements of a variety of applications. Multistage blowers are ideally suited for operations where a variable flow at constant pressure is required. Hoffman and Lamson are worldwide leaders in Multistage Centrifugal Blower technology with thousands of units installed around the globe.

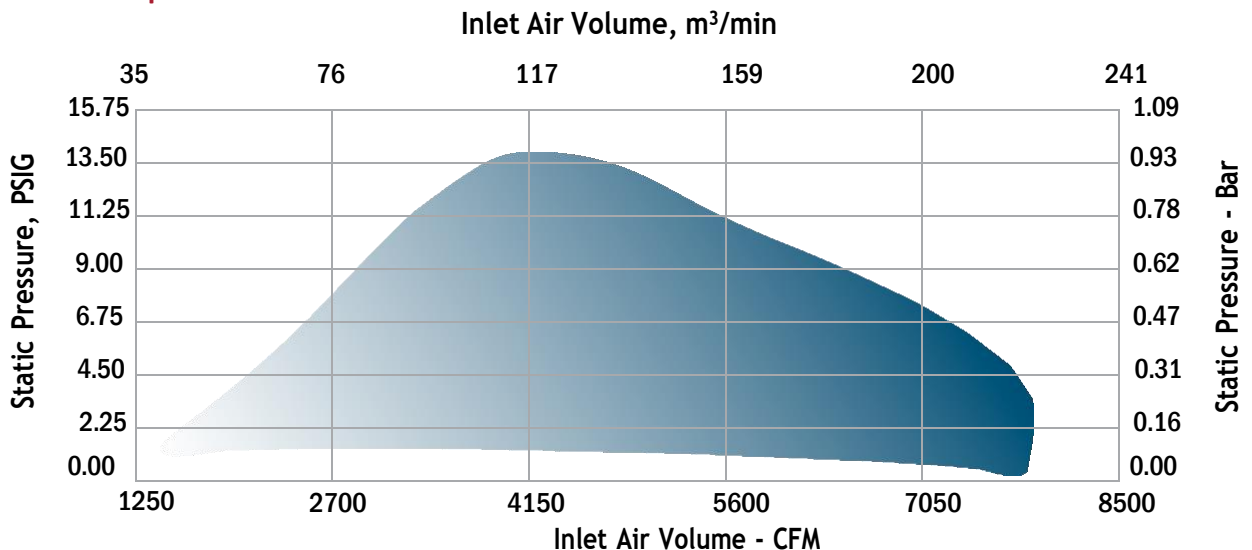
### Technical Data

- Number of Stages: 1-7 (60 Hz & 50 Hz)
- Inlet Connection: 12" Flange, ANSI 125# Drilling
- Outlet Connection: 12" Flange, ANSI 125# Drilling
- Operating Speed: 3550 RPM (60 Hz), 2925 RPM (50 Hz)
- Casing Pressure: 25 PSIG (1.73 bar)
- Air Seals: Labyrinth Type - Carbon Ring Optional
- Bearings: Anti-friction, designed for extended L10 life
- Lubrication: AEON® CF Oil
- Impeller: 25.0 inches (635 millimeters) Diameter (statically balanced)
- Impeller Tip Speed: 387 feet/second (117 meters/second)
- Drive: Type Direct Coupled (Inlet drive is standard)
- Drive Shaft: 2.25 inches (57.15 millimeters) Diameter
- Vibration: .235 in/sec. (5.97 mm/sec.) Peak Velocity
- Rotor: Balanced Per ISO 1940, ANSI S2.19

### Material Standard

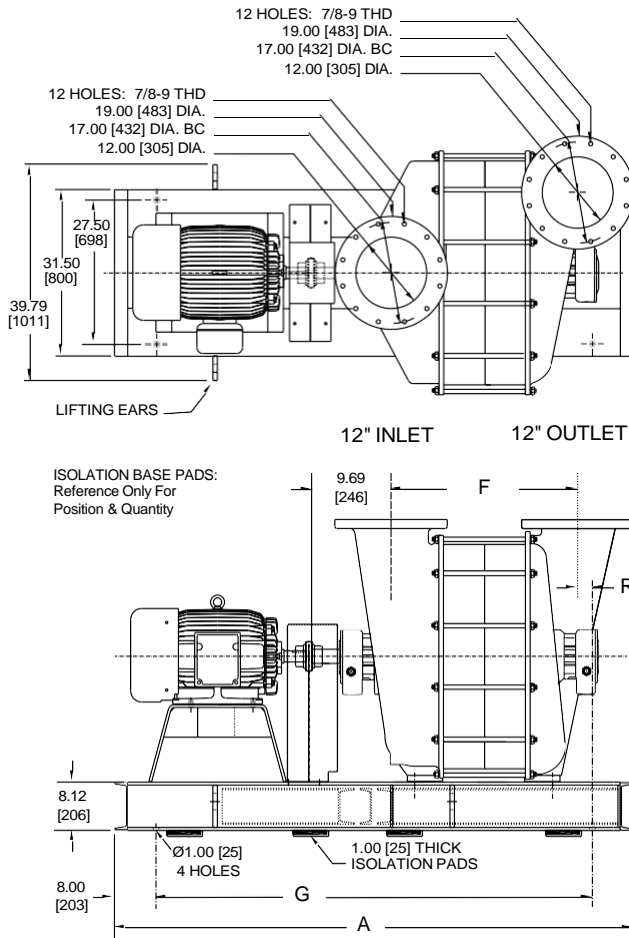
- Casing: ASTM A48 Class 30 Cast Iron - HT200 equivalent
- Bearing Housings: ASTM A48 Class 30 Cast Iron
- Bearing Housing Inserts: ASTM B505 Bearing Grade Bronze
- Bearing Cap: ASTM A48 Class 30 Cast Iron
- Tie Rods: ASTM A108 C1045 Steel
- Labyrinth Seal: ASTM B86 Z35631 Alloy Zinc Aluminum 12
- Carbon Ring Seal Optional: ASTM C695 Fine Grain Molded Graphite
- Joint Sealing: RTV Silicone Compound
- Baffle Rings: ASTM A240 Grade 304 Stainless Steel
- Shaft: ASTM A322 Grade 4140CT Hot Rolled - Stainless Steel Optional
- Impeller: ASTM SC64C Sr-319 Cast Aluminum
- Base & Motor Pedestal: ASTM A36 Hot Rolled Structural Steel
- Isolation Base Pads: Suitable Resilient Material
- Finish: Universal Primer - Acrylic Topcoat

### Performance Air Map

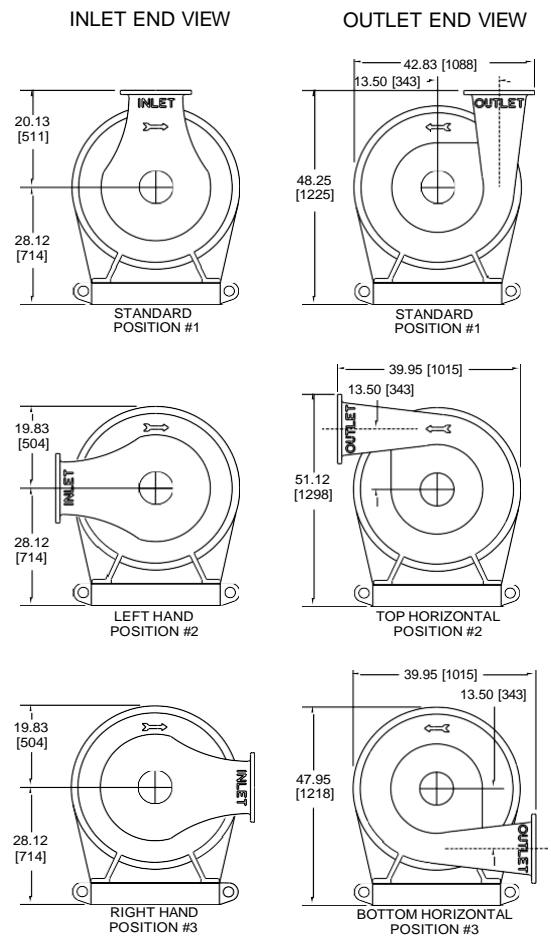


STANDARD CONDITIONS: 14.7 PSIA [1 Bar], 68°F [20°C], 36% RH, Speed: 3550 RPM

## General Arrangement



## Flange Orientation



## Dimensional Data - inches [millimeters]

FRAME	A	F	G	R
1261	72.00 [1829]	19.94 [506]	56.00 [1422]	2.00 [51]
1262	80.00 [2032]	25.75 [654]	64.00 [1626]	2.00 [51]
1263	93.00 [2362]	31.56 [802]	77.00 [1956]	2.00 [51]
1264	101.00 [2565]	37.38 [949]	85.00 [2159]	2.00 [51]
1265	117.00 [2972]	43.19 [1097]	101.00 [2565]	2.00 [51]
1266	117.00 [2972]	49.00 [1245]	101.00 [2565]	2.00 [51]
1267	123.00 [3124]	54.81 [1392]	107.00 [2718]	2.00 [51]
1268	132.00 [3353]	60.63 [1540]	116.00 [2946]	2.00 [51]

## Weight – lb [kg] & Inertia – lb-ft<sup>2</sup> [kg-m<sup>2</sup>]

FRAME	PKG. LESS MOTOR	BARE UNIT	WK2
1261	2620 [1188]	1420 [644]	17 [7.0]
1262	3040 [1379]	1840 [835]	32 [1.33]
1263	3560 [1615]	2260 [1025]	47 [1.96]
1264	3980 [1805]	2680 [1216]	62 [2.59]
1265	4500 [2041]	3100 [1406]	77 [3.24]
1266	4920 [2232]	3520 [1597]	92 [3.88]
1267	5440 [2468]	3940 [1787]	108 [4.52]
1268	5860 [2658]	4360 [1978]	133 [5.57]

## Product Notes

1. Information is approximate, subject to change without notice, and not for construction use unless certified
2. Position #1 is standard inlet & outlet orientation
3. A and G dimensions may vary depending on motor frame size
4. Performances noted are typical and not job specific
5. Consult authorized sales representative for job specific blower or exhauster performance sizing
6. Factory ASME PTC-10 test offered for performance verification

